



10 things you can do to promoting the new agroecology guidelines

Andrew Bartlett



Agroecology and
Safe Food System
Transitions

1.

**Starting by book-marking
the website and sharing
the link.**

**This is now your one-stop
shop for AE in ASEAN!**

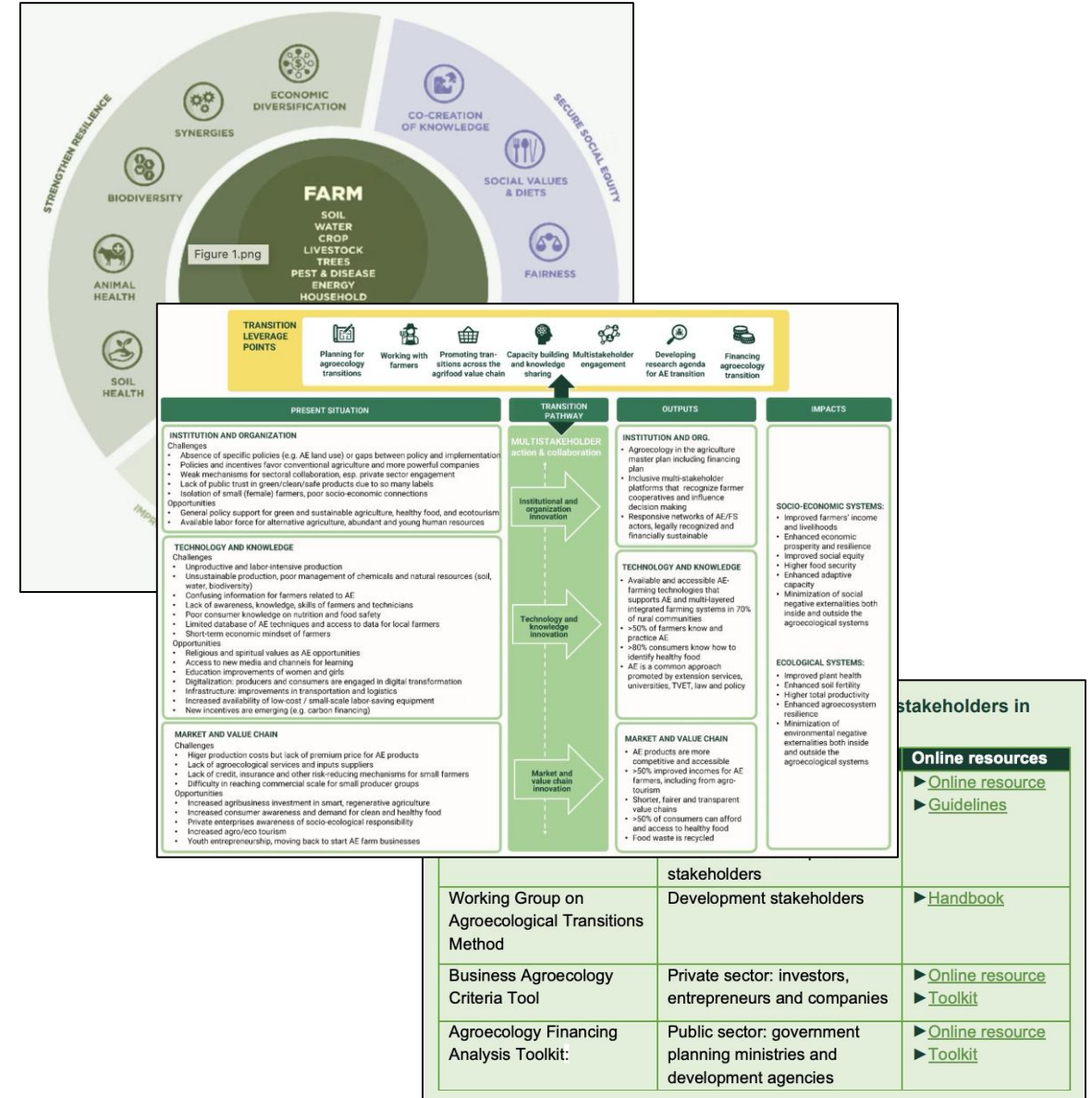
[www.aseanaetguidelines](http://www.aseanaetguidelines.org)



2.

Use the guideline text and graphics in presentations and training materials within your own organisations.

Translate and localise the content.



3.

Carry out a stock-taking exercise.

Find out how many of these guidelines are being implemented in your own organisation or country.



4.

Identify priorities, gaps, leverage points that your organisation can *and should* address.

Prepare action plans based on this assessment.





5.

Dig deeper: open the links, download the cases, study the materials, discuss these with colleagues.

Adopt, adapt and innovate!

Be inspired by these cases...

1. Participatory Land Use Planning and Participatory Agricultural Land Management (PLUP/PALM) in Lao PDR 
2. MASIPAG 
3. SEARICE: Engaging Youths in Advocating Agroecology and Farmers' Rights 
4. Sustainable Agriculture Code of Arakan: Local Agroecology Policies 
5. Community Supported Agriculture (CSA) movement in China 
6. MEDA: Facilitating Women's Access to Agricultural Value Chains 
7. Experiences on Participatory Guarantee System (PGS) Certification from PGS Vietnam (VOAA - Vietnam Organic Agriculture Association) and from Ecofarm Agricultural Cooperative in Siem Reap, Cambodia 
8. Malaysian Sustainable Palm Oil (MSPO) Certification Scheme 
9. Seed Saving and Seed Banking Initiatives in Southeast Asia: Experiences of ECHO Asia 
10. FIELD- Indonesia: Farmer Field School beyond IPM 

... and many more!

6.

Use the guidelines as ammunition when...


- ✓ lobbying government agencies
- ✓ negotiating with private sector
- ✓ soliciting funds from donors



7.

Think about the carrots and sticks that can be used to encourage implementation of the guidelines.

Knowledge alone is not enough. We also need regulations and incentives. This can be done at all levels, from farmer groups to national governments.



8.

Keep track of what is happening.

A transition is dynamic by its nature. There will be a constant stream of positive and negative developments that require you to adjust what action you are taking.



9.

Connect with like-minded actors.

Many of them may prefer to use other labels like organic, sustainable, conservation or regenerative agriculture, but if they are applying the principles of AE we can and should work together.



10.

Celebrate and be happy that you are part of a movement that is taking us towards a food system - and a planet - that is healthier and fairer!



